


DRM PRO

COMPACT HIGH PRODUCTION MANUAL FEEDER

The DRM Pro is engineered with simplicity, efficiency and quality results in mind. This manual front feeder boosts productivity by up to 40 percent when compared to direct feeding into a flatwork ironer. Simple to operate, the DRM Pro is an economic solution for improving quality and throughput. It processes items of varying types and dimensions.



PRODUCT FEATURES

CAPABILITIES

- 1-4 lanes standard, up to 5 lanes optional
- High-quality feeding of small and large items

FEEDING TECHNOLOGY

- An inverter drive automatically synchronizes feeder with ironer speed
- Curved plates at the exit of the suction aperture improve spreading and quality
- A set of wheels – with a self-centering system – is arranged on the 4 lanes to support linens and ensure optimal positioning

VERSATILE CONTROL

- Menu screens arranged according to function for ease-of-use
- Seamless communication with Girbau Industrial ironers

DURABILITY

- Components are independently tested and certified to withstand years of constant use
- Straightforward operation prevents complications in functioning and aids maintenance operations
- 2-year limited parts warranty

ACCESSIBILITY & MAINTENANCE


- Suction drawer features easily accessible covers
- Suction aperture features lint-retaining filters to maintain an impeccable laundry environment

EASE OF USE

- Ample free space on the feeding conveyor contributes to ergonomic feeding and clear visibility
- Space below feeding conveyor allows room for a laundry cart for improved productivity and working ergonomics

ACCESSORIES

- Dedicated lighting over folding table
- Suction table holds linens in place
- Article support tray aids in the feeding of small items
- Movement rails aid in maintenance and cleaning access
- Cart stop prevents laundry carts from bumping against the machine
- Suction collector with side output and collecting bag
- Multiple wheel assembly holds laundry items as they are fed



SUCTION TABLE

Holds linens & prevents movement for improved productivity.




MOVEMENT RAILS

This option is essential for aiding access to the feeder and for cleaning and maintenance work, both on the feeder and the flatwork ironer.



CART PROTECTION

Steel rail prevents damage from carts.



ITEM SUPPORT TRAY

Concealable tray aids the insertion of small items.