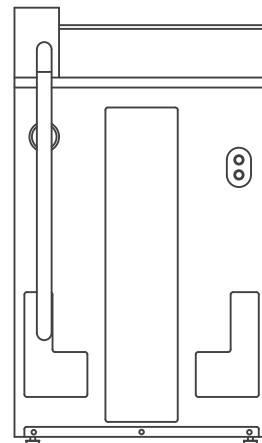
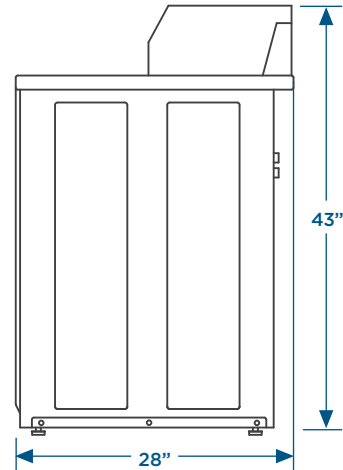
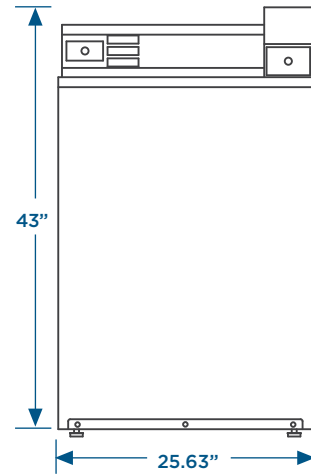


# ECONOWASH

## VENDED LIGHT COMMERCIAL WASHER

**ARCHITECTURAL/MECHANICAL**  
PRODUCT SPECIFICATIONS

PRODUCT SPECS	KWN
Capacity <i>lbs</i>	16
Cylinder Volume <i>cu ft</i>	3.19
Net Weight <i>lbs</i>	190
Crated Weight <i>lbs</i>	210
Machine Dimensions <i>inch</i> WxDxH	25.63 x 28 x 43
Floor to Work Surface <i>inch</i>	36
Shipping Dimensions <i>inch</i> WxDxH	27.5 x 30 x 44.25
Washing Speed <i>rpm</i> high/low	67/44
Spin Speed <i>rpm</i> high/low	710/473
Available Voltages/Amp	120/60/1, 15 Amp
Modified Energy Factor (MEF)	1.35
Water Consumption Factor (WCF)	8.8
Drain Diameter <i>inch</i>	1 1/2
Water Inlets <i>inch</i>	3/4
Recommended Water Pressure <i>PSI</i>	20-120
Water Flow <i>gal/min</i>	37.5
Total Power <i>kW</i>	.5



Specifications subject to change without notice or obligation.  
Contact Continental Laundry Solutions at (800) 256-1073 for dimensions not shown or for clarification.

continental-laundry.com • (800) 256-1073 • 2500 State Road 44 • Oshkosh, WI 54904

r0 02/20

**Econo** A BRAND OF   
CONTINENTAL  
LAUNDRY SOLUTIONS