



EH020
Continental
E-Series Washer



CG25-35+
Continental
ProDry2+ Dryer



TLD184
LG Titan Pro
Dryer

Maximizing Productivity & Energy Efficiency

High-Performance for Small Laundry Operations

GIRBAU
NORTH AMERICA

High Performance Laundry Equipment

Made to Fit Your Business Needs

Thanks to superior efficiency, ease of use and commercial durability, our E-Series small capacity washer paired with a ProDry2+ or LG Titan Pro dryer deliver more using less. Designed to cut gas, water and electrical costs while improving productivity, Continental E-Series Washer-Extractors deliver high-speed extract, an easy-to-install freestanding design, unmatched durability and the ultimate in programmability!



Smaller Machine With Greater Output

E-Series Washers fit into the same space as most top-load washers and require the same power, yet offer 40% greater capacity.



Sanitization for Peace of Mind

E-Series Washers are compatible with ozone, chemicals and UV systems for cleaning and sanitization of laundry loads.



Energy Star Qualified

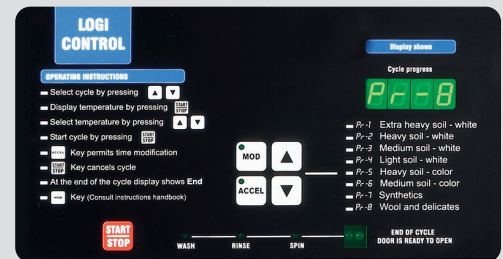
E-Series Washers boast a superior 2.21 MEF and 5.03 WCF. Energy Star qualified, E-Series Washers often qualify for local utility rebates.

Logi Pro Control

The highly flexible Logi Pro Control offers 25 individually modifiable programs, each with up to 11 baths including multiple pre-wash, wash and rinse cycles.

Highly Programmable:

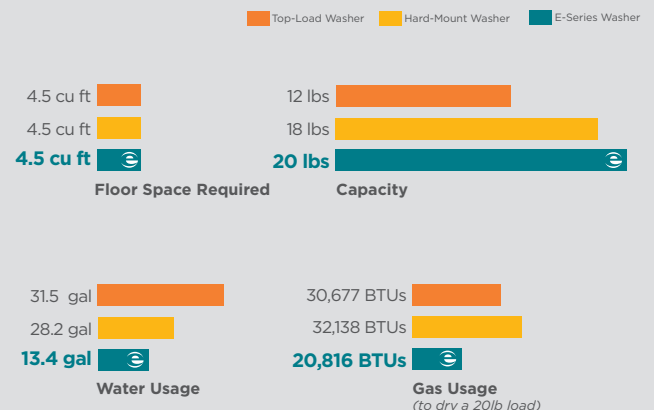
- Auto injection
- Water temperature (by degree) and levels
- Extract speeds
- Cycle Times
- Rotation Action



Deliver More Using Less

E-Series Washers fit into the same space as most top-load washers, yet offer 40% greater capacity. Larger loads equate to increased productivity. E-Series Washers use the same power requirements as top-load washers and as a result are an easy replacement for these less efficient models.

E-Series Washers use up to 57 percent less water per load! This translates into significant savings of water usage and water-heating costs. The high-speed extract of E-Series' further reduces utility costs by decreasing the gas or electricity used to dry a load.



How can E-Series Washers produce more laundry per hour when compared to larger, lower-performance machines? The answer lies in wash and dry throughput. E-Series Washers reach much higher extraction speeds — resulting in greater moisture removal, shortened dry time and boosted productivity. E-Series Washers move soiled laundry through the wash and dry process faster. This boosts productivity, reduces labor costs and extends linen life by minimizing exposure to dryer heat and tumbling.

Washing Solutions

E-Series Washers reach much higher extraction speeds—resulting in greater moisture removal, shortened dry time and boosted productivity. E-Series Washers move soiled laundry through the wash and dry process faster. This boosts productivity, reduces labor costs and extends linen life by minimizing exposure to dryer heat and tumbling.



AquaFall® System

- Releases water from above for better saturation & rinsing
- Reduces water consumption
- Processes laundry in less time



Sapphire Remote Management System

- View, manage & run reports for every aspect of your laundry remotely



Disinfection Monitoring Package (DMP)

- Integrates seamlessly with the Sapphire Remote Management System
- Ensures disinfection criteria are met using pre-programmed washing parameters



Freestanding Design

- Installs easily compared to hard-mounts that must be bolted to concrete foundations
- Occupies the same footprint as most toploads
- Uses single-phase power which is easily available at most locations.
- Installs quickly with less associated costs



High Extract Speeds For Lower Drying Times

- Reaches extraction speeds of up to 300 G-force — about 200 G-force more than most top-load washers & 100-150 G-force more than most similarly sized hard-mount washers
- Cuts dry time resulting in up to 50% less gas consumption
- Catapults production by using less labor & utilities



Proven Construction, Durability & Longevity

- Backed by an industry-leading factory warranty
- Engineered for long-lasting durability and constant use
- Constructed with AISI-304 stainless steel inner & outer drums; durable, oversized bearings & bearing housings; a quality sealing system & an oversized door with heavy-duty, bolt-style door hinges



Ease Of Maintenance

- Easily access nearly all components via the front or top cover of the washer, without interfering with detergent dispensers

Drying Solutions

Choose from two dryer that perfectly pair with the E-Series Washer-Extractor. Enjoy superior productivity, efficiency and ease-of-use.

ProDry2+ Dryer 35-pound capacity

- Quality internal components
- Easy-to-use controls
- Dramatically increase laundry production and energy-efficiency
- Properly balanced airflow, heat input & basket volume allow for maximum production.

LG Titan Pro Dryer 35-pound capacity

- Efficient, quiet & easy to use
- Features a control panel with digital display with illuminated cycle time countdown & LED cycle status lights
- Simple operation involves selecting one of the four fabric options and pressing start



More About Us

Girbau North America (GNA) is an industry-leading provider of comprehensive laundry solutions and support services for the vended, commercial, industrial, multi-housing and textile care markets. GNA delivers quality laundry products in concert with local distributor expertise and business support services to clients throughout North America. At GNA, our proven, best-in-class equipment offering — including high-performance, open-pocket washers and dryers, continuous batch tunnel washing systems, feeders, ironers, folders and conveyor systems — are built for longevity, superior efficiency and unrivaled flexibility. Our slogan — Laundry Beyond Laundry — compliments our objective to add value, through innovation, high-performance equipment, solutions and services. GNA stands strong in its commitment to sustainability, adaptation to customer needs, and providing clients with personalized laundry solutions that deliver success.

- Industry's most comprehensive equipment offering
- Local, expert distributor support
- Industry-best warranties
- Laundry design & layout
- Business proformas & financing
- Parts & ongoing local, technical service

At GNA, we cater to a number of markets with equipment and brand offerings designed to improve our clients' businesses.

Market Channels



Commercial Every laundry is unique in size, scope and goals. At GNA we specialize in improving commercial on-premise laundries at hotels, vet clinics, salons, dairies, fire departments, correctional facilities, and more. We work to cut energy and labor costs, while boosting laundry production and quality.



Industrial Equipment flexibility and automation are key ways to boost production and quality while lowering overhead costs. GNA specializes in developing industrial laundries from scratch, as well as simply improving them with quick Returns on Investment (ROI).



Textile Care Our advanced wet cleaning technologies deliver exceptional programming flexibility for improved textile restoration results and a greater percentage of wet cleaned to dry cleaned items. Eco-friendly and a fraction of the cost of dry cleaning equipment.



Vended We help vended laundries get into business the right way, with exclusive products and expertise that help you stand apart from the competition.



Multi-Housing Apartment complexes, dormitories and residential facilities require durable, simple-to-use washers and dryers available in space-saving configurations. At GNA, we offer the equipment and local distributor support — often with creative lease and share options — to reduce management hassles while boosting revenue.

Brands

Continental Girbau® Our flagship brand providing equipment and service solutions to vended and on-premise/commercial laundry markets.



Express Laundry Center® Innovators of the “60-minute wash/dry/fold,” the trademarked Express Laundry Center brand is a turnkey vended laundry solution encompassing high-speed equipment, multiple store services and marketing/management support.



Girbau Industrial® GNA's industrial laundry equipment brand encompassing everything from open-pocket washers and dryers to high-volume continuous batch washing systems, ironers, folders and stackers.




Poseidon Textile Care Systems® GNA's eco-friendly wet cleaning brand for textile care businesses, including textile restoration and dry cleaning.



Sports Laundry Systems® Our dedicated brand for athletic laundries with specialized disinfection capabilities.



OnePress Ironers® Our highly productive brand of ironing systems engineered for quality results and medium- to high-volume productivity.



LG Commercial Laundry We partner with LG to provide commercial-grade platinum washers and dryers.



Econo Our affordable brand offers easy-to-use topload washers and dryers for commercial applications.



GNA Subsidiary Companies

Custom Select Financing Provider of financing solutions to GNA customers.

Girbau Creative Services Provider of marketing, advertising and public relations services to GNA customers and distributors.



Sustainability

Not only are GNA laundry products highly efficient — using less energy, natural gas and water — they are manufactured in an environmentally friendly manner to meet rigorous environmental and safety standards established by the International Organization for Standardization (ISO). Ever focused on laundry efficiency, GNA is a member of the U.S. Green Building Council (USGBC), a 501(c)(3) nonprofit that developed the Leadership in Energy and Environmental Design (LEED) Green Building Rating System.

gnalaundry.com • info@gnalaundry.com
800-256-1073

